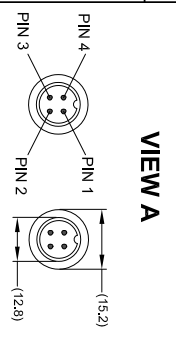
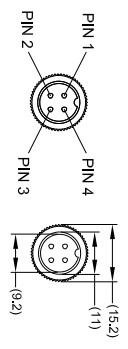


PART NO.	MODEL NO.	BRIEF DESCRIPTION	
5286	UDS-OSD20-ECU	UDS: OSD MODULE OVERLAY SYSTEM ECU WITH 2 UDS INPUTS + 2 CAMERA INPUTS (PAL)	
5348	UDS-OSD21-ECU	UDS: OSD MODULE OVERLAY SYSTEM ECU WITH 2 UDS INPUTS + 2 CAMERA INPUTS (NTSC)	

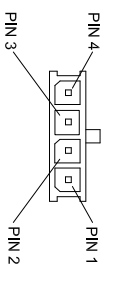
Revision Notes			
R1 -			
AP: A -	Drawn: -	Checked: -	Approved: -
			Date: -



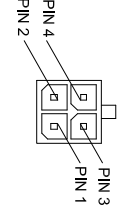
PIN #	WIRE COLOUR	DESCRIPTION
1	RED	+12V
2	BLACK	GROUND
3	WHITE	AUDIO IN
4	YELLOW	VIDEO IN



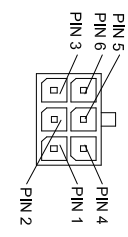
PIN #	WIRE COLOUR	DESCRIPTION
1	RED	+12V
2	BLACK	GROUND
3	WHITE	AUDIO OUT
4	YELLOW	VIDEO OUT



PIN #	DESCRIPTION
1	GROUND
2	LOOP
3	TRIGGER 2
4	TRIGGER 1

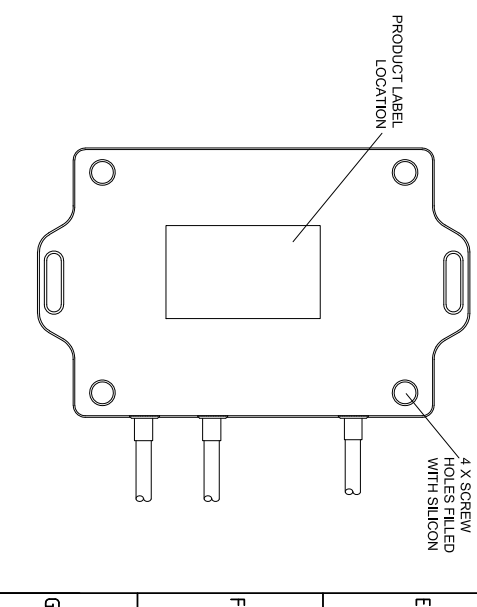
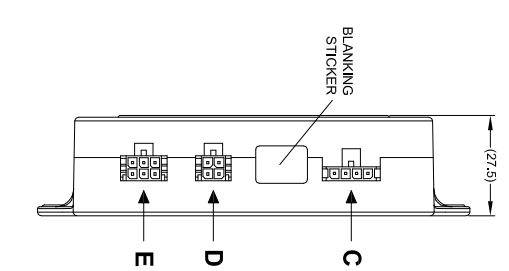
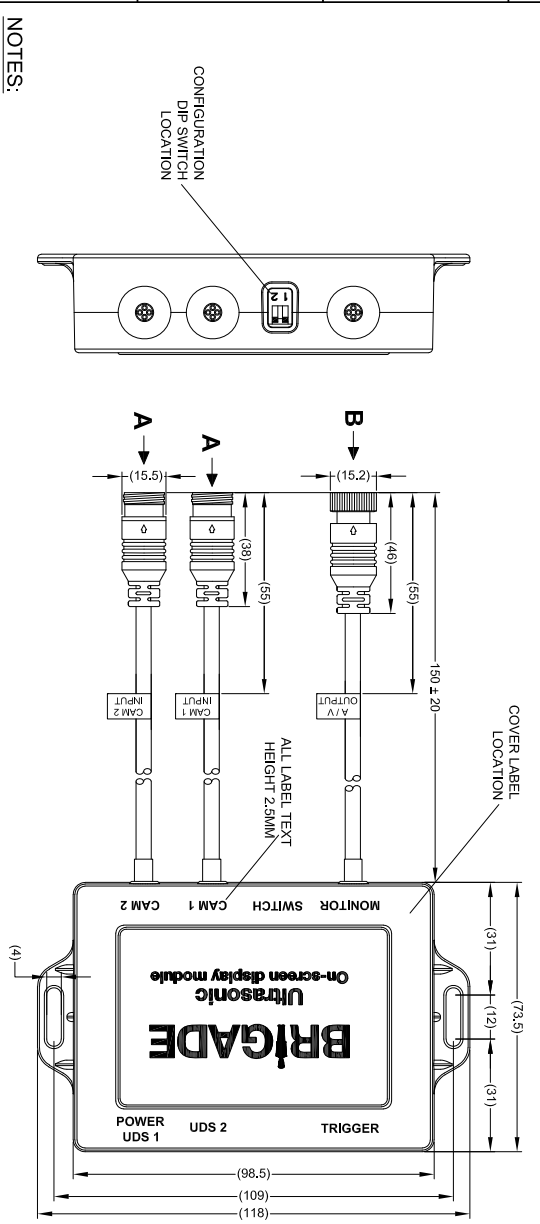
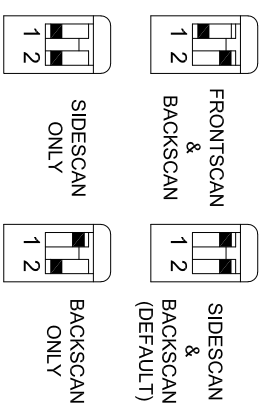


PIN #	DESCRIPTION
1	NOT USED
2	NOT USED
3	BUZZER SIGNAL
4	SIGNAL GROUND



PIN #	DESCRIPTION
1	SIGNAL GROUND
2	NOT USED
3	NOT USED
4	BUZZER SIGNAL
5	POWER GROUND
6	+12 / 28VDC

DIP SWITCH CONFIGURATION



- NOTES:**
- THE FOLLOWING SOFTWARE IS TO BE PRE-LOADED DURING MANUFACTURE:
 - LOGIC SOFTWARE VERSION "BRIGADEGUIL72220170920.HEX" TO ALL VARIANTS.
 - GRAPHIC SOFTWARE VERSION "BRIGADEGUIL8953PAL20170921.HEX" FOR UDS-OSD20-ECU OR "BRIGADEGUIL8953NTSC20170921.HEX" FOR UDS-OSD21-ECU.
 - FOR LABELING AND PACKAGING DETAIL REFER TO MASTER BOM.

PROPRIETARY NOTICE
 THIS DESIGN AND TECHNICAL INFORMATION APPEARING ON THIS DRAWING IS THE PROPERTY OF BRIGADE ELECTRONICS, AND IS DISCLOSED IN CONFIDENCE. IT IS NOT TO BE COPIED, REPRODUCED, REVEALED TO OR EXPLOITED BY OTHERS, EITHER IN WHOLE OR IN PART WITHOUT THE EXPRESS WRITTEN CONSENT OF BRIGADE ELECTRONICS.



Angle of Projection	Assembly Pl Approval	Approved by	Checked by	Drawn by
	ALLEN YAO	B.JOHN	B.CHILDS	M.BUTLER
Third Angle	Status	Scale	Released	Assembly Ref
	RELEASED	N/A	28/11/17	-
Part No		UDS-OSD2X-ECU SERIES		
SEE TABLE		BE-003335-00-16		